

OVERVIEW

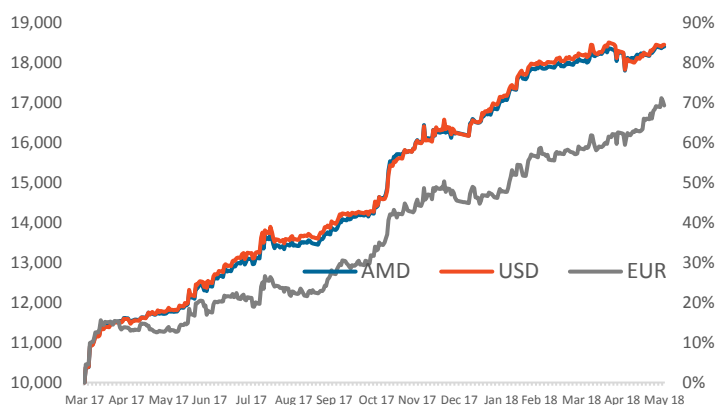
In May 2018, Glocal Profix AMD Fund generated a positive return of 0.88% on its net asset value. The Fund returned 83.99% since inception, which will round to 68.4%, if annualized.

FUND FACTS

The Fund is registered with the Central Bank of Armenia with participation allowed to qualified investors.

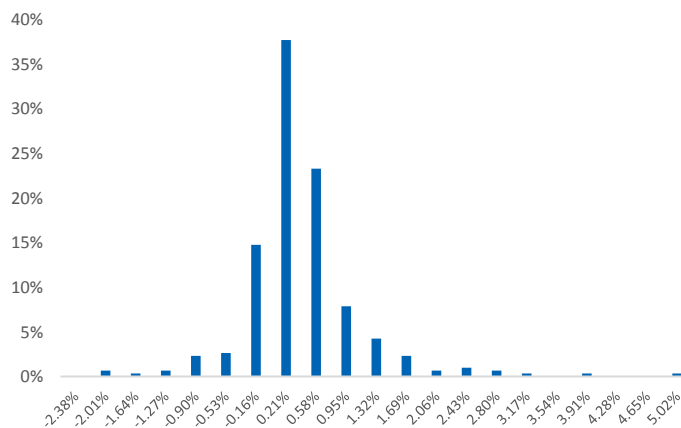
PERFORMANCE

Cumulative Performance Since Inception (per \$10K)



Net of management fees and operational costs and taxes.

Relative Frequency Distribution of Daily Returns



Returns to 31 May 2018	AMD	USD	EUR
Average Monthly Returns	4.20%	4.22%	3.62%
Q2 2017	24.16%	25.04%	17.68%
Q3 2017	11.31%	11.79%	8.07%
Q4 2017	17.43%	16.05%	14.29%
Q1 2018	11.19%	12.13%	9.01%
Since Inception	83.99%	84.51%	69.30%
Inception Annualised	68.40%	68.81%	56.84%
May 2018	0.88%	1.05%	4.32%

*The investment performance in AMD is translated to hypothetical performance in USD and EUR using daily rates provided by Central Bank of Armenia

NAV 31 May 2018 **AMD 1,839.92**

Type of fund	Fixed income, non-public, open-ended
Date of 1st NAV	31 March 2017
Base currency	AMD
Holdings	Armenian Government Bonds
Refinancing instrument	Repurchase agreements
Distribution policy	Reinvesting
Target annual return	26% net to investors
Management fee	2.75% on NAV
Performance fee*	20% over a 20% hurdle return
Assets under management	AMD 4,354m
Net assets	AMD 1,235m
Auditors	Deloitte

* Performance fee is calculated and charged once on redemption date. Any return over 20% annual compounded hurdle rate is subject to performance fee deductions.

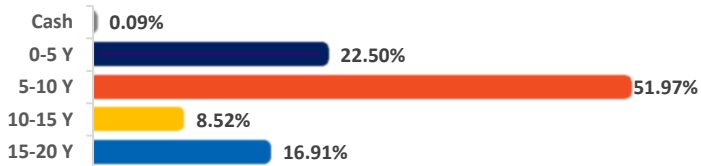
Statistical data

Average YTM	10.2%
Average Coupon	10.6%
Modified duration	5.42

Risk Measures	AMD	USD	EUR
Standard Deviation of Returns (monthly)	3.36%	3.36%	3.96%
Sharpe Ratio (annualized)	3.47	3.49	2.45
% Gain Periods	60.98%	60.66%	53.44%
Value at Risk – 95% (monthly)	-1.34%	-1.31%	-2.88%

In May 2018, the Fund generated 0.88% of positive income. The weighted average yield to maturity of the portfolio's holdings was 10.2% per annum by the end of the month. The weighted average repo rate was 6.47% during May. The portfolio's financial leverage was 3.53 by the end of the month.

Portfolio maturity breakdown as of May 31, 2018



Government bonds with 5-10 years until maturity comprise 51.97% of portfolios total assets. Cash balance amounts to 0.09% of total portfolio.

DISCLAIMER

The data, views and forecasts in this document is for information purposes only and shall not be regarded as an offer, solicitation or recommendation for an investment. PAST PERFORMANCE IS NO GUARANTEE OF FUTURE RESULTS. All investments involve risks including the risk of possible loss of principal. The market value of a Fund's portfolio may decline as a result of a number of factors, including adverse economic and market conditions, prospects of securities in the portfolio, changing interest rates, and real or perceived adverse competitive industry conditions. The Fund invests in securities and other investments that may be illiquid, which hold the risk that the securities will not be able to be sold at the time desired by the Fund. The Armenian securities markets have substantially less trading volume than the securities markets of OECD countries. Additionally, the capitalization of the Armenian securities markets is highly concentrated. This combination of lower volume and greater concentration in the Armenian securities markets may create a risk of greater price volatility than in the securities markets of developed economies.

The views and forecasts contained herein are those of the GLOCAL team based on information that they believe to be reliable. These opinions may change over time.

The investment performance in AMD is translated to USD and EUR using historical daily rates provided by Central Bank of Armenia. The translation is carried to illustrate the hypothetical performance of the investment in latter foreign currencies. It does not incorporate expenses associated with bid/ask spread and assumes single exchange rate for any period.