



glocal ASSET
MANAGEMENT

GLOCAL PROFIX AMD FUND

FACTSHEET

FEBRUARY 2024

Macroeconomic Update

January 2024 was another positive month for the Armenian economy: GDP increased by 10.7% y/y. Industry and trade turnover remained the main drivers of the economic activity during the month. Particularly, industrial output expanded by a substantial 21.0% y/y, while trade went up by a significant 19.3% y/y. Construction works increased by 9.5% y/y. Services, on the other hand, had modest growth of 4.4% y/y.

Foreign trade turnover for the same period surged by 78.8% y/y, reaching USD 2.14 bln. Both exports and imports demonstrated outstanding performance. Exports were 2.1 times up y/y, amounting to USD 0.93 bln, while imports were up by 61.4% y/y, reaching USD 1.21 bln. Due to outpacing growth of imports, the foreign trade surplus of USD 96.8 mln in December 2023 turned to USD 277.5 mln net deficit in January 2024.

As for the macroeconomic stability in Armenia, the CPI contracted by another 1.7% y/y in February 2024. As a result, on 12 March the Board of the Central Bank of Armenia made one more cut of the refinancing rate by 0.25 pps, setting it at 8.50%. As of the end of February 2024, compared to the previous month, the Armenian Dram slightly depreciated against both USD and EUR, standing at AMD 404.16 and AMD 438.03, respectively.

The Ministry of Finance allocated bonds with a total volume of AMD 115.2 bln during February 2024. The yield of 10-year AMD-denominated Government bonds decreased by 0.63 pps m/m to 9.95% as at 29.02.2024.

Glocal Profix AMD fund

Unless otherwise stated, all the data as at: 29-Feb-24

61.3% TTM return

25.4% Inception annualized

Fund strategy

The fund's strategy involves increasing portfolio's total assets by borrowing short-term funds at relatively lower rates and investing them in high yield medium/long-term government bonds and eurobonds. The fund only invests in Armenian government securities.

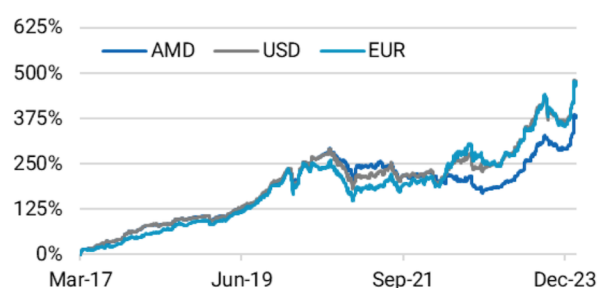
Why invest with Glocal?

- pioneering in Armenian investment fund industry since 2017
- diversification and balancing of security weights
- leveraging and refinancing through repo
- tax rate for the fund is 0.01% of NAV
- **no entry or exit taxes** for foreign investors

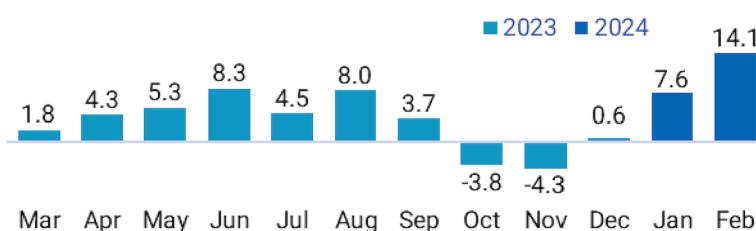
NAV per share

AMD 4,794

Performance, % growth



Rates of return, %



1 month	3 month	6 month	MTD	YTD	Since Inception*
14.1%	23.5%	18.1%	14.1%	22.8%	379%

*Effective cumulative performance since 1 Apr 2017

General info

ISIN	AMGPAPH01ER9
Launch date	1 Apr 2017
Base currency	AMD
Investor category	qualified only
Minimum holding period	no
Initial investment, min.	AMD 20 M

Fund type	fixed income, non-public, open-ended
Management fee	2.75% of NAV
Performance fee	20% over a 20% hurdle rate
Distribution policy	reinvesting
Portfolio Total Assets	AMD 21.4 B
Portfolio Net Assets	AMD 4.5 B

Transaction fees

Entry fee	0%
Buyback fee during the first year	2%
during the second year	1%
after the second year	0%

Contacts

Glocal Asset Management

- +374 11 591111
- glocal@glocal.am
- Yerevan, 39 Hanrapetutyuan str.

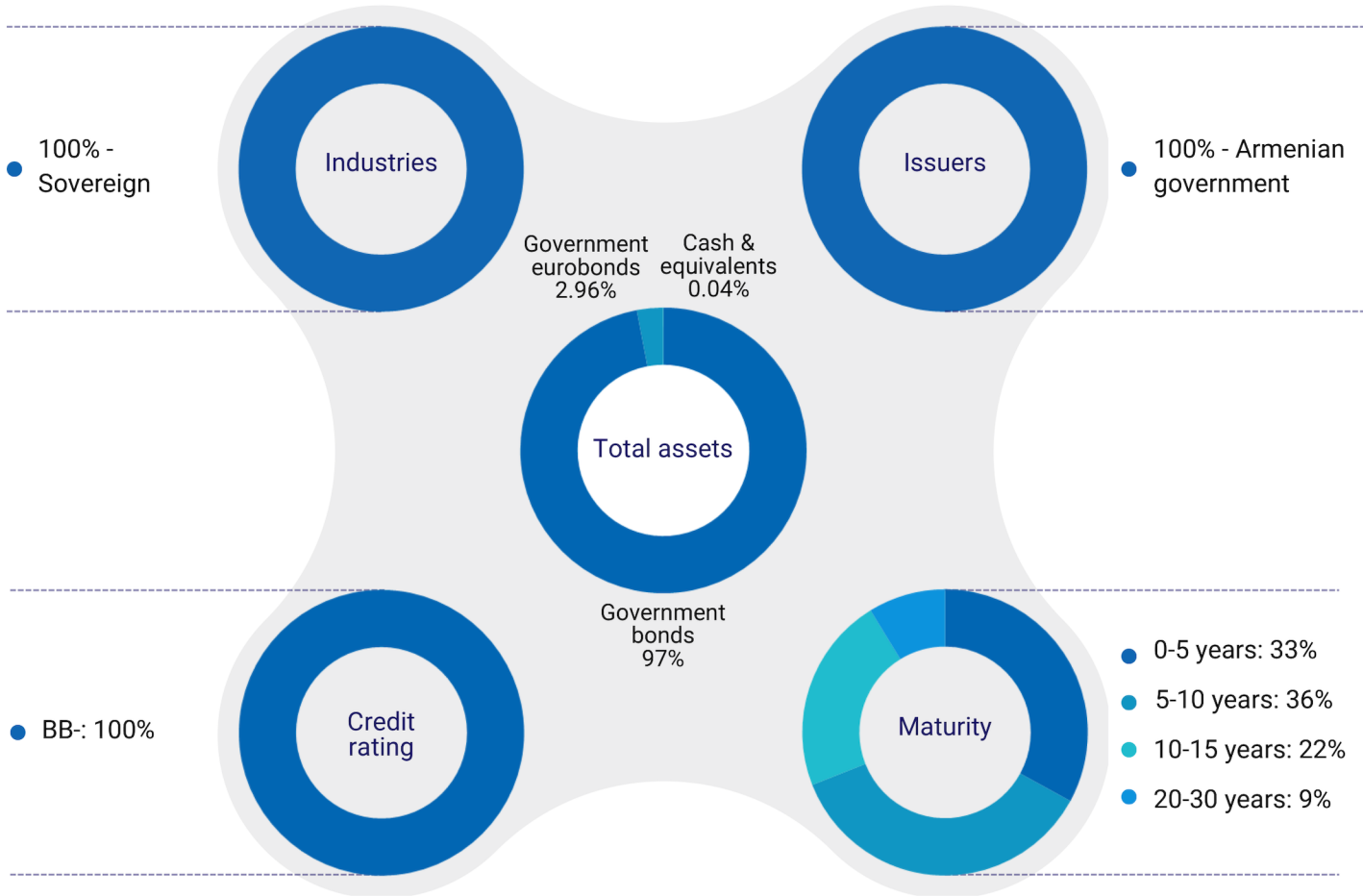
Disclaimer

The data, views and forecasts in this document is for information purposes only and shall not be regarded as an offer, solicitation or recommendation for an investment. Past performance is no guarantee of future results. All investments involve risks including the risk of possible loss of principal. The market value of a Fund's portfolio may decline as a result of a number of factors, including adverse economic and market conditions, prospects of securities in the portfolio, changing interest rates, and real or perceived adverse competitive industry conditions. The Fund invests in securities and other investments that may be illiquid, which hold the risk that the securities will not be able to be sold at the time desired by the Fund. The Armenian securities markets have substantially less trading volume than the securities markets of OECD countries. Additionally, the capitalization of the Armenian securities markets is highly concentrated. This combination of lower volume and greater concentration in the Armenian securities markets may create a risk of greater price volatility than in the securities markets of developed economies. The views and forecasts contained herein are those of the GLOCAL team based on information that they believe to be reliable. These opinions may change over time.

Glocal Profix AMD fund

Unless otherwise stated, all the data as at: 29-Feb-24


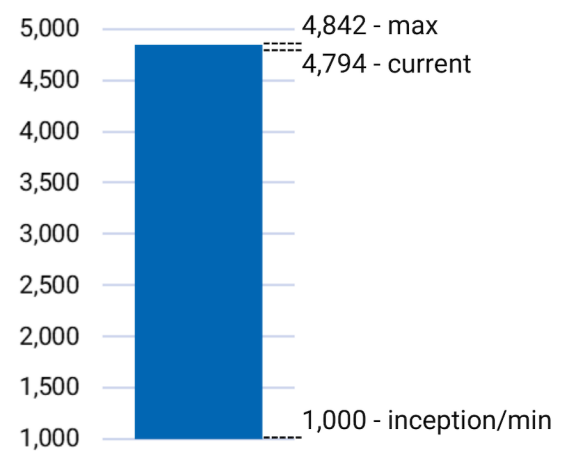
Portfolio structure



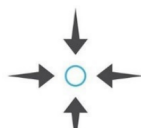
Additional info

Asset currency	AMD, USD
Weighted Average Maturity (y)	9.4
Weighted Average YTM (as of purchase date)	10.8%
Weighted Average YTM (as of 29.02.2024)	9.9%
Average Coupon	9.9%
Weighted Average AMD Borrowing Rate	9.4%
Weighted Average USD Borrowing Rate	3.1%
Financial Leverage Ratio	4.7
Effective Duration	5.3

NAV per share, AMD



Global



Local



Globally Local



Globally Local



Glocal