

GLOCAL PROFIX AMD FUND

FACTSHEET

APRIL 2025

Macroeconomic Update

March 2025 was another positive month for the Armenian economy: Economic activity index increased by 3.7% y/y. Construction, services, and trade were the main drivers of the economic activity during the month. Particularly:

- construction increased by a significant 15.5% y/y,
- services demonstrated a positive growth of 10.1% y/y,
- trade expanded by 3.2% y/y.

Foreign trade turnover for the same period decreased by 31.8% y/y to USD 1.67 bln. Exports decreased by 65.4% y/y to USD 0.64 bln, and imports were also down by double-digit 51.2% y/y, reaching USD 1.03 bln. Cumulative foreign trade net deficit expanded from USD 703.8 mln in February to USD 1,080.5 mln in March 2025.

As for the macroeconomic stability in Armenia, according to the preliminary data from CBA, the CPI increased by 3.2% y/y in April 2025. At the latest meeting of the Central Bank of Armenia on May 6, the refinancing rate was maintained at 6.75% level. As of the end of April 2025, compared to the previous month, the Armenian Dram slightly appreciated against USD and depreciated against EUR, standing at AMD 389.94 and AMD 443.01, respectively.

The Ministry of Finance allocated bonds with a total volume of AMD 138,4 bln during April 2025. As of the end of the month, the yield of 10-year AMD-denominated Government bonds decreased by 0.0076 pps m/m to 9.6989%.

Glocal Profix AMD fund

Unless otherwise stated, all the data as at: 30-Apr-25

18.6% TTM
return

25.1% Annualized return
since inception

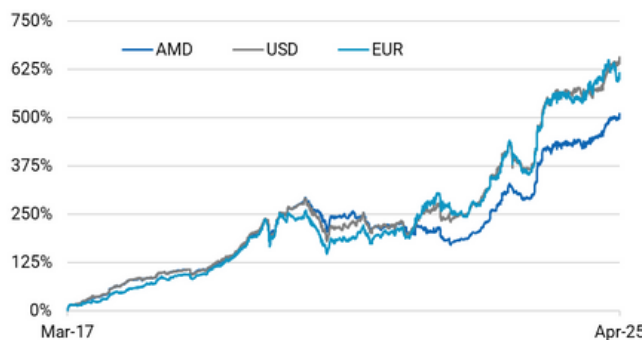
Fund strategy

The fund's strategy involves increasing portfolio's total assets by borrowing short-term funds at relatively lower rates and investing them in high yield medium/long-term government bonds and eurobonds. The fund only invests in Armenian government securities.

NAV per share

AMD 6,105.4

Performance, % growth



General info

ISIN	AMGPAFH01ER9
Launch date	1 Apr 2017
Base currency	AMD
Investor category	qualified only
Minimum holding period	no
Initial investment, min.	AMD 20 M

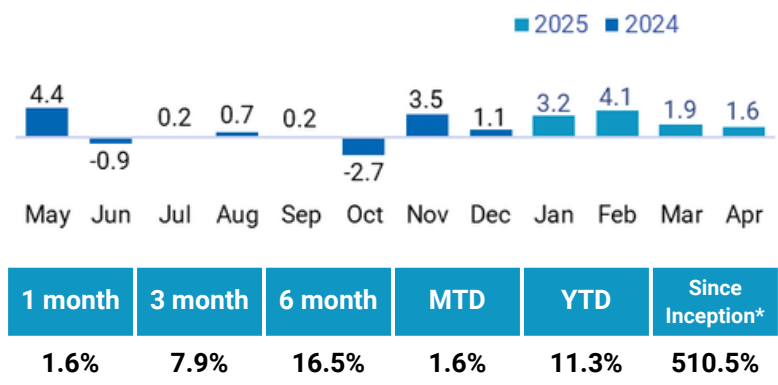
Transaction fees

Entry fee	0%
Buyback fee during the first year	2%
during the second year	1%
after the second year	0%

Why invest with Glocal?

- pioneering in Armenian investment fund industry since 2017
- diversification and balancing of security weights
- leveraging and refinancing through repo
- tax rate for the fund is 0.01% of NAV
- **no entry or exit taxes** for foreign investors

Rates of return, %



*Effective cumulative performance since 1 Apr 2017

Fund type	fixed income, non-public, open-ended
Management fee	2.75% of NAV
Performance fee	20% over a 20% hurdle rate
Distribution policy	reinvesting
Portfolio Total Assets	AMD 22.8 B
Portfolio Net Assets	AMD 5.2 B

Contacts

Glocal Asset Management

- +374 11 591111
- glocal@glocal.am
- Yerevan, 39 Hanrapetutyan str.

Disclaimer

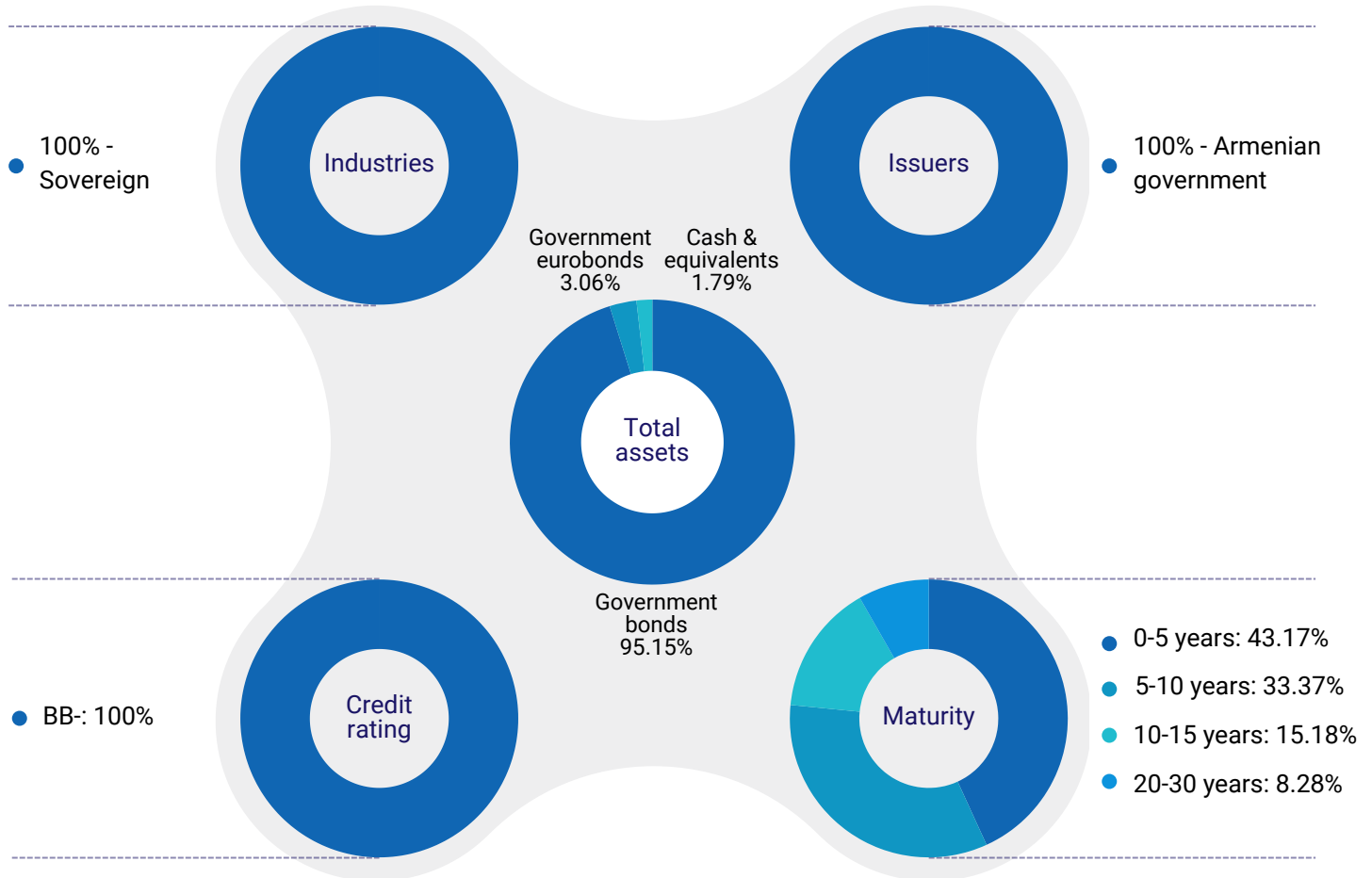
The data, views and forecasts in this document is for information purposes only and shall not be regarded as an offer, solicitation or recommendation for an investment. Past performance is no guarantee of future results. All investments involve risks including the risk of possible loss of principal. The market value of a Fund's portfolio may decline as a result of a number of factors, including adverse economic and market conditions, prospects of securities in the portfolio, changing interest rates, and real or perceived adverse competitive industry conditions. The Fund invests in securities and other investments that may be illiquid, which hold the risk that the securities will not be able to be sold at the time desired by the Fund. The Armenian securities markets have substantially less trading volume than the securities markets of OECD countries. Additionally, the capitalization of the Armenian securities markets is highly concentrated. This combination of lower volume and greater concentration in the Armenian securities markets may create a risk of greater price volatility than in the securities markets of developed economies.

The views and forecasts contained herein are those of the GLOCAL team based on information that they believe to be reliable. These opinions may change over time.

Glocal Profix AMD fund

Unless otherwise stated, all the data as at: 30-Apr-25

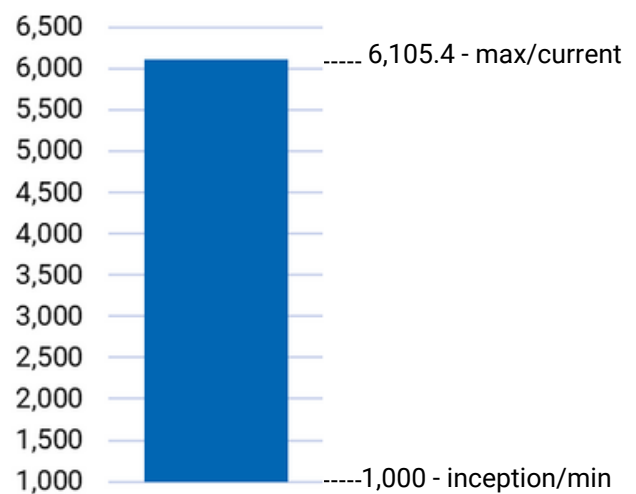
Portfolio structure



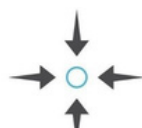
Additional info

Asset currency	AMD, USD
Weighted Average Maturity (y)	7.77
Weighted Average YTM (as of purchase date)	10.6%
Weighted Average YTM (as of 30.04.2025)	9.4%
Average Coupon	9.5%
Weighted Average AMD Borrowing Rate	7.4%
Weighted Average USD Borrowing Rate	4.3%
Financial Leverage Ratio	4.3
Effective Duration	4.63

NAV per share, AMD



Global



Local



Globally Local



Globally Local



Glocal