



## GLOCAL ARMENIAN SOVEREIGN FUND

### FACTSHEET

MARCH 2025

#### Macroeconomic Update

February 2025 was another positive month for the Armenian economy: Economic activity index increased by 1.5% y/y. Construction, services, and trade were the main drivers of the economic activity during the month. Particularly:

- construction increased by a significant 12.7% y/y,
- services demonstrated a positive growth of 12.1% y/y,
- trade expanded by a notable 6.0% y/y.

Foreign trade turnover for the same period decreased by 61% y/y, reaching USD 1.37 bln. Exports demonstrated a decrease of 67.7% y/y, amounting to USD 0.53 bln, while imports were also down by double-digit 55.2% y/y, reaching USD 0.84 bln. Foreign trade net deficit of USD 412.9 mln in January 2024 increased to USD 703.8 mln trade deficit in February 2025.

As for the macroeconomic stability in Armenia, according to the preliminary data from CBA, the CPI increased by 3.3% y/y in March 2025. At the latest meeting of the Central Bank of Armenia on March 18, the refinancing rate was maintained at 6.75% level. As of the end of March 2025, compared to the previous month, the Armenian Dram slightly depreciated against USD and appreciated against EUR, standing at AMD 391.57 and AMD 423.72, respectively.

The Ministry of Finance allocated bonds with a total volume of AMD 49,7 bln during March 2025. As of the end of the month, the yield of 10-year AMD-denominated Government bonds decreased by 0.0362 pps m/m to 9.6913%.

## Glocal Armenian Sovereign Fund

Unless otherwise stated, all the data as at: 31-Mar-25

**6.7%\*** TTM return

**7.1%** Annualized return since inception

### Fund strategy

The Fund's assets are mainly invested in sovereign eurobonds of Armenia. Investments in an issuer's securities of the same class may not exceed 60% of the assets, except when the total amount of the Fund's assets is less than USD 1M.

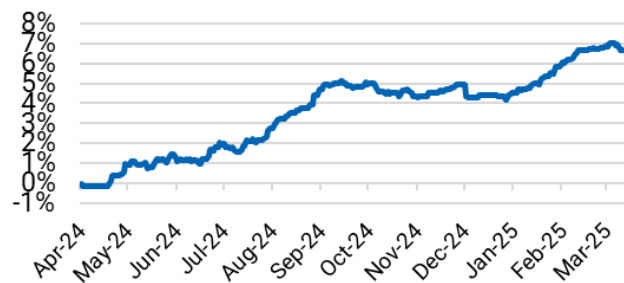
### Why invest with Glocal?

- pioneering in Armenian investment fund industry since 2017
- diversification and balancing of security weights
- leveraging and refinancing through repo
- tax rate for the funds is 0.01% of NAV
- **no entry or exit taxes** for foreign investors

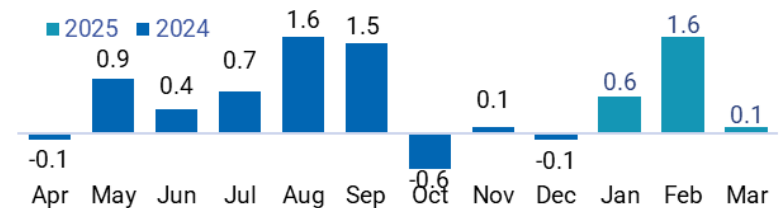
### NAV per share

**USD 106.71**

### Performance, % growth



### Rates of return, %



1 month	3 month	6 month	MTD	YTD	Since Inception*
0.1%	2.2%	1.5%	0.1%	2.2%	6.7%

\*Effective cumulative performance since 18 Apr 2024

### General info

ISIN	AMGLASH01ER1
Launch date	19 Apr 2024
Base currency	USD
Investor category	qualified only
Minimum holding period	No
Initial investment, min.	USD 100,000

Fund type	non-public, unclassified, open-ended, contractual
Management fee	0.5% of NAV
Performance fee	5%
Distribution policy	reinvesting
Portfolio Total Assets	USD 0.59 M
Portfolio Net Assets	USD 0.59 M

### Transaction fees

Entry fee	0%
Buyback fee during the first year	1%
after the first year	0%

### Contacts

#### Glocal Asset Management

- +374 11 591111
- [glocal@glocal.am](mailto:glocal@glocal.am)
- Yerevan, 39 Hanrapetutyan str.

#### Disclaimer

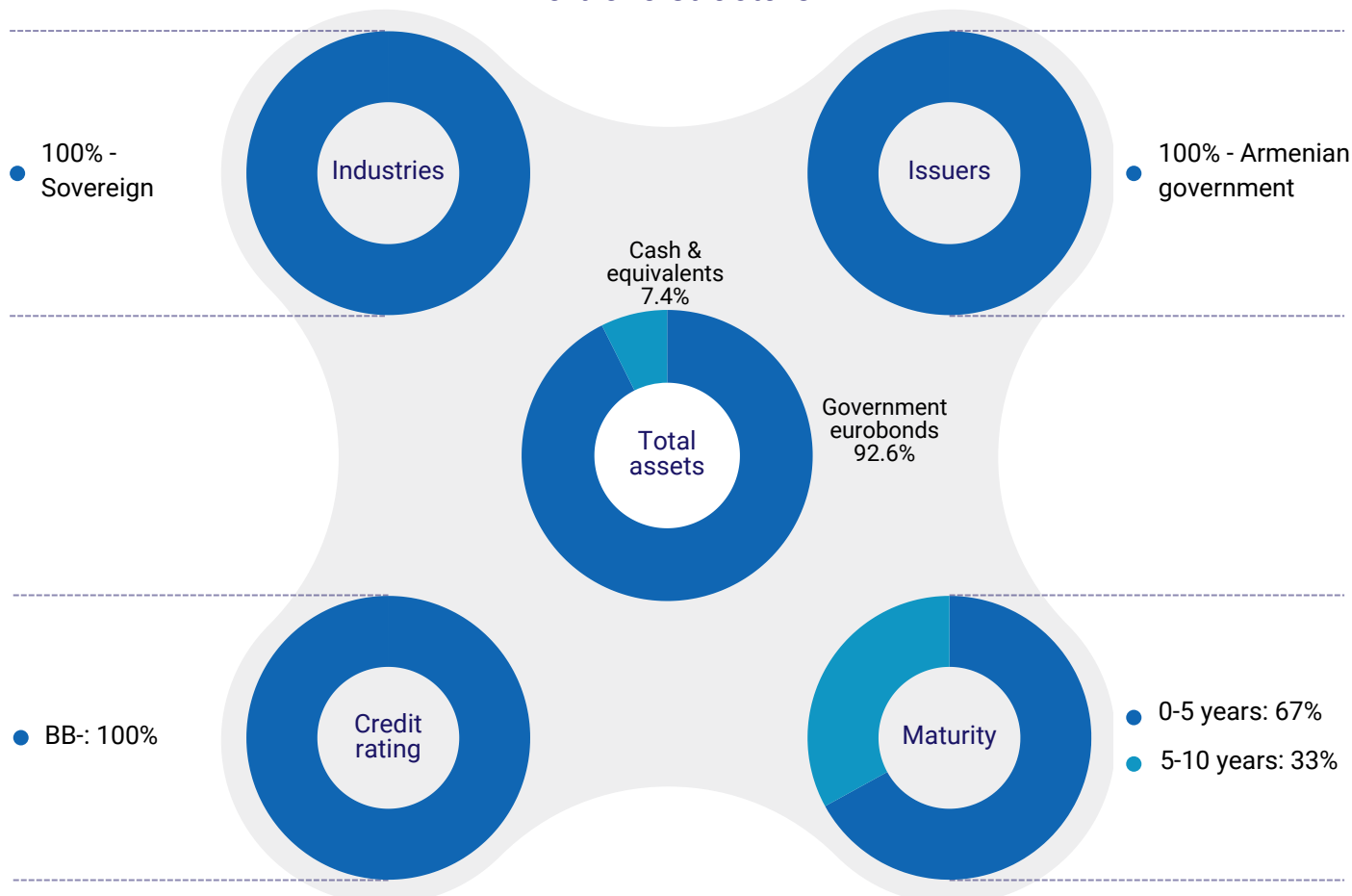
The data, views and forecasts in this document is for information purposes only and shall not be regarded as an offer, solicitation or recommendation for an investment. Past performance is no guarantee of future results. All investments involve risks including the risk of possible loss of principal. The market value of a Fund's portfolio may decline as a result of a number of factors, including adverse economic and market conditions, prospects of securities in the portfolio, changing interest rates, and real or perceived adverse competitive industry conditions. The Fund invests in securities and other investments that may be illiquid, which hold the risk that the securities will not be able to be sold at the time desired by the Fund. The Armenian securities markets have substantially less trading volume than the securities markets of OECD countries. Additionally, the capitalization of the Armenian securities markets is highly concentrated. This combination of lower volume and greater concentration in the Armenian securities markets may create a risk of greater price volatility than in the securities markets of developed economies.

The views and forecasts contained herein are those of the GLOCAL team based on information that they believe to be reliable. These opinions may change over time.

## Glocal Armenian Sovereign Fund

Unless otherwise stated, all the data as at: 31-Mar-25


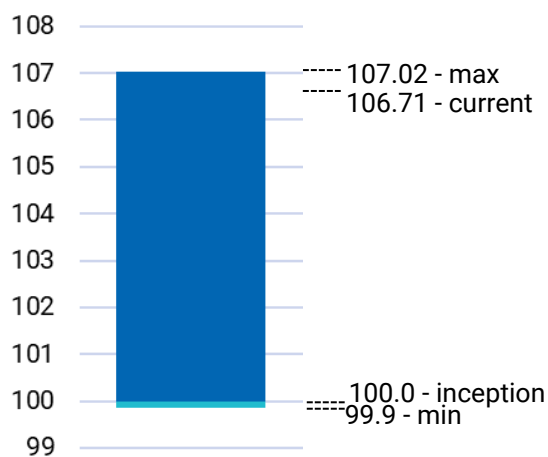
### Portfolio structure



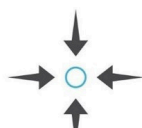
### Additional info

Asset currency	USD
Weighted Average Maturity (y)	6.9
Weighted Average YTM (as of purchase date)	7.2%
Weighted Average YTM (as of 31.03.2025)	6.9%
Average Coupon	5.3%
Effective Duration	5.44


### NAV per share, USD



Global



Local



Globally Local



Glocal



Glocal